

Welcome to Piure

Piure designs sophisticated furniture featuring a luxurious simplicity and many beautiful details.

Design
Our elaborate designs are aimed at making your home more beautiful and you just that little bit happier. Our home is a central part of our life. A wonderful place to express ourselves, to maintain friendships, to wind down and to concentrate on the essential things in life.

Sustainability
But we don't just want to build beautiful furniture. We also want to do so in a way that serves the people in our society. We manufacture durable products and conserve resources. We use environmentally friendly materials and technologies and source 80 % of our materials from Germany and 20 % from Europe. The materials we use are all certified according to EU directives. We manufacture exclusively in Germany, because we attach importance to correct working conditions, – at our company, but also at partners and suppliers. That has quality for us.

Configuration
Our high product and material variety enables you to design your desired furniture based on our system. With our configurators (see p. 134) you can playfully discover the endless possibilities. You can rotate the high-end visualizations of your furniture design as you wish, open the fronts and try out our wide range of interior design options. An integrated price calculation and your individual configuration protocol allows you to discuss your desired design with a Piure partner.

We hope you enjoy the following pages!

NEX	
Sideboard	04
Box	36
Glamour	62
Wardrobe	72
Shelf	86

FLEX	
Shelf	100

LINK	
Working space	116

Colors	130
Configurator	134
Quick Ship	136



Nex Sideboard – Minimalist, luxurious and elegant.

Nothing overdone, and nothing underdone. The interplay of surfaces and lines is held in exciting proportion and marked by luxurious reserve. The wafer-thin tops and exteriors are elaborately mitred and perfectly matched, framing the carcass with a filigree shadow gap, which we give a clear, delicately crafted design. Fineness at first glance.



The planning philosophy of Nex Sideboard is based on a flexible corpus system. The corpus with many front functions are available in 7 heights, 9 widths and 2 depths. The corpus can be stacked side by side or on top of each other depending on your functional needs. All visible components are available in matt lacquer, high gloss, veneer or glass and in many colors, and you can mix everything as you wish. For the tops, some of which are up to 360 cm in length, we also offer a fine stone ceramic or glass.



Nex sideboards can be placed upright, wall-mounted or even freestanding in the center of the room.
Aesthetic, atmospheric and perimeter LED lighting for wall-mounted sideboards enhances the luxurious touch.



The minimalistic design of the Nex sideboard perfectly accentuates noble materials and high-quality workmanship. The choice of corpus creates exciting play of lines. Each visible element can be chosen in its own color and finish, from completely monochrome to pop art. Thus, centrally placed glass fronts, set brilliant effects. Precious woods give the sideboards a special warmth.







The open compartments beautifully emphasize the visible and invisible storage space. They can be integrated in any position, tone on tone or with an accent color or veneer finish. The edge of the open compartment is elaborately beveled and integrates visually wonderful next to closed fronts. So you have your important things and pieces quickly at hand.




You can order the Nex Sideboard with a handleless touch system or with fine recessed grip. It's possible to set a color accent with the seamlessly integrated aluminium strip placed in the recess. In the example shown, it is lacquered darker than the color of the sideboard – but you can choose any color you like.





Our Nex Sideboard interprets this in the form of a cube – pure, clear and extremely sophisticated. As well as in many luxurious details. For example, with the precisely fitted metal insert in the top panel. The recessed section “floats” delicately above the piece of furniture, separated only by a subtle shadow gap and accentuated by the fine alternation of materials and colors. The Twin Box also underscores this special character. At the top right or left there is a hollow space which provides room for a drawer element.



Backlit Parsol glass doors, TV solutions, individual cutouts for cable management or special dimensions – the configurable furniture leaves nothing to be desired.



DETAILS

FRONTS



Handleless



Recessed grip



Drawer



Flap



Open compartment

COVER PANELS / EXTERIORS



Mitred 5 mm



Edge to edge 10 mm

INTERIOR



Interior drawer



Pull-out shelf

FOOT VERSIONS



Glide H 3 cm



Base plate H 3 cm



Plinth H 7cm



Corner leg H 13 cm



Base frame H 15 cm



Frame H 20 / 45 cm



Angle frame H 17 cm




Trapezoidal frame H 22 cm

DETAILS

CABLE ROUTING



Cable routing in the carcass



Cable routing behind carcass



Cable outlet

EXTRAS




Acoustic front for flap



Twin box



Twin box



Step box with top unit



Glass cabinet with LED



LED illumination

PRODUCT DETAILS

UPRIGHT / WALL-MOUNTED / FREESTANDING

7 HEIGHTS

25 / 37.5 / 50 / 62.5 / 75 / 87.5 / 100 cm (plus cover panel 0.5 / 1 cm + plus chosen base)

9 WIDTHS

40 / 55 / 60 / 80 / 100 / 110 / 120 / 140 / 160 cm (plus exterior each 0.5 / 1 cm)

2 DEPTHS

36 / 48 cm

2 FRONT VERSIONS

Handleless / Recessed grip

8 BASE VARIETIES¹

		Matt lacquer	High gloss	Veneer	Aluminium ³	Chrome ⁴	Plastic
Glide	H 2,5 cm						•
Base plate	H 3 cm	•	•	•			
Plinth	H 7 cm	•	•	•			
Corner leg ²	H 13 cm	•					
Base frame	H 15 cm	•	•		•	•	
Angle frame	H 17 cm	•	•		•	•	
Trapezoidal frame	H 22 cm	•	•		•	•	
Frame	H 20/45 cm	•	•		•		

1) All base varieties with height adjustment. 2) Only in P43 coal. 3) Aluminium is a color designation.
4) For chrome varieties, the frame is painted in chrome color.

6 VARIETIES

	Matt lacquer	High gloss	Veneer	Stone ceramic	Glass ³	Parsol glass ⁴
Carcass	•					
Front handleless	•	•	•		•	
Front recessed grip ¹	•	•	•			
Front glass cabinet						•
Step box top unit lacquered alum.	•					
Twin box	•	•	•			
Cover panel	•	•	•	•	•	
Cover panel below ²	•	•	•			
Exterior	•	•	•			

1) Recessed grip only in matt lacquer possible.
2) Not possible in combination with glides or corner legs.
3) Optiwhite glass, lacquered on rear. 4) Only PG01 grey.

CABLE ROUTING CARCASS

Cable routing carcass top / bottom
Rosette for feeding cables through back panel of carcass, standard or individually selectable positioning
Back panel cut-out, positioning and size are standard or individually selectable

CABLE ROUTING COVER PANEL

Cable routing in upper (with removable cover) or lower cover panel (not available for glass)
Sickle-shaped cable opening in upper or lower cover panel

ACCESSORIES

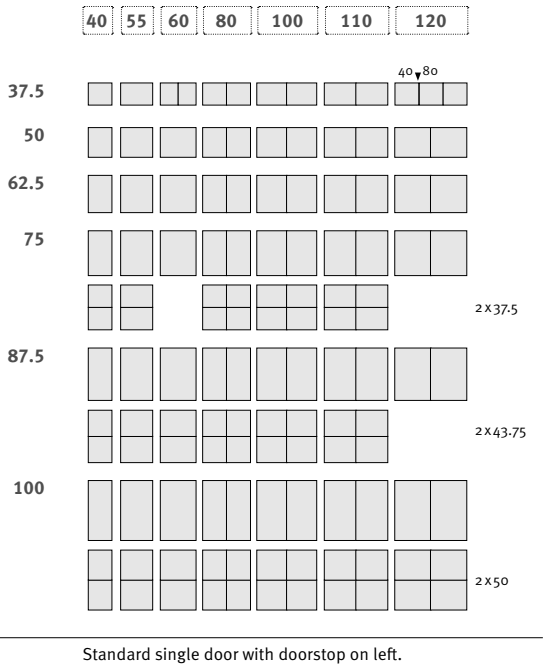
Shelf (optionally with sickle-shaped cable opening)
Interior drawer behind door / in drawer / behind flap
LED illumination (fixed illumination of the upper element base, power supply behind the back panel. Automatic switch via sensor.)
Wall frame with LED illumination (via remote control)
Wall mounting frame to compensate for uneven walls (space furniture to wall or shadow gap 3 cm)
Acoustic front for flap (matt lacquer)
Corner unit for corner solutions
Lock

CUSTOMIZED VERSION

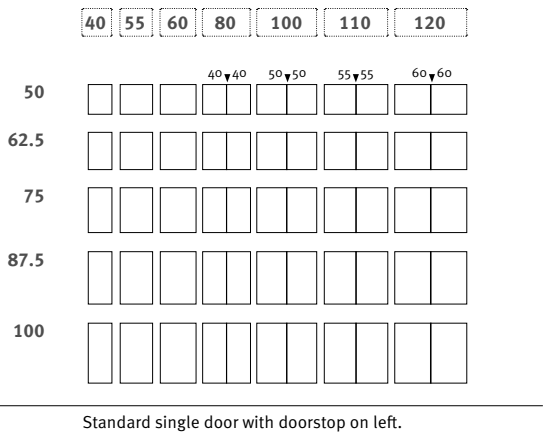
Lacquer of your choice
Reducing width / reducing depth

CARCASS


DOOR



GLASS CABINET

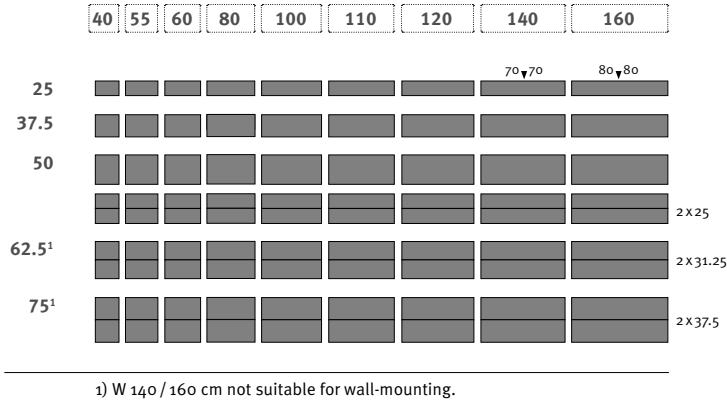


DRAWER




1) W 140 / 160 cm not suitable for wall-mounting.

FLAP



OPEN



CARCASS

DOOR / DRAWER

	40	55	60	80	100	110	120	
50								37.5 l 12.5
62.5								50 l 12.5
75								62.5 l 12.5
								50 l 25
								25 l 50
87.5								75 l 12.5
								62.5 l 25
								25 l 62.5
100								87.5 l 12.5
								75 l 25
								25 l 75
								50 l 2 x 25
								2 x 25 l 50
								43.75 l 12.5 l 43.75

Standard single door with doorstop on left.

DOOR / FLAP

	40	55	60	80	100	110	120	
75								50 l 25
87.5								50 l 37.5
100								62.5 l 37.5

Standard single door with doorstop on left.

DRAWER / FLAP

	40	55	60	80	100	110	120	140	160	
37.5										12.5 l 25
										25 l 12.5
50										2 x 25
										2 x 25
										12.5 l 37.5
										37.5 l 12.5
62.5 ¹										2 x 31.25
										2 x 31.25
75 ¹										2 x 37.5
										2 x 37.5

1) W 140 / 160 cm not suitable for wall-mounting.

STEP BOX

DRAWER

	40	60	80	100	120	140	160	
25								
37.5								
50								
62.5 ¹								2 x 31.25
75 ¹								2 x 37.5

1) W 140 / 160 cm not suitable for wall-mounting.
Overlay separately available in all matt lacquer colors.
„Step“ H 4 cm – optionally possible left / right.

FLAP

	40	60	80	100	120	140	160	
25								
37.5								

Overlay separately available in all matt lacquer colors.
„Step“ H 4 cm – optionally possible left / right.

TWIN BOX

DRAWER

	40	60	80	100	120	140	160	
25								
37.5								
50								
62.5 ¹								2 x 31.25
75 ¹								2 x 37.5

1) W 140 / 160 cm not suitable for wall-mounting.
„Twin“ H 12.5 cm – optionally possible left / right.

FLAP

	40	60	80	100	120	140	160	
25								
37.5								

„Twin“ H 12.5 cm – optionally possible left / right.

Nex Box – The handleless soloist.

With Nex Box we have designed a piece of furniture which enables an almost limitless expression of individuality. The incredibly wide variety of the Nex Box range offers the right solution for any wish, for any individual circumstances. Use individual boxes on their own or put them together to form ensembles, anything is possible from conservatively classic to creatively combined. In many expressive colors, with many different fronts featuring an ingenious interplay of lines, in many heights and widths and with many different leg options.



Nex Box is available with doors, drawers, flaps and open compartments for use individually or in combination. With an astonishing number of different widths, heights and versions. The more varied the composition, the more exciting the interplay of color, shape, material and size. The elegant aluminium overlay is a beautiful place to show your items and gives the box a touch of color since you can order it in any Piure matt lacquer color you please.





Nex box in version 'Veneer' is finished in wood all around. The open compartment presents itself with a fine, internal, 10 mm wide profile which is discreetly framed by the filigree 5mm wide border. Wherever you decide to place the piece – on its own, in a pair or in a group – you can select Nex Box in such a way that it always cuts a perfect figure. Plus the individual boxes are easy to move and use in different places thanks to their modular design.





Nex boxes combined with each other, form a creative furniture. An additional design element is available with our rear-lacquered glass panels. In a variety of colors, 7 mm thick, they give the furniture a subtle additional color accent. When putting together individual chests of drawers, fine joints are created. These discreetly fade into the background.



Boxes can be mounted on the wall in creative arrangements. Contrasting inner colors make the open compartments especially beautiful.





DETAILS

FRONTS



Handleless



Drawer




Flap

TOP UNIT



Top unit for step box

CABLE ROUTING




Cable routing behind carcass



Cable outlet

FOOT VERSIONS



Glide H 3 cm



Base plate H 3 cm



Plinth H 7 cm



Runner H 13 cm



Corner leg H 13 cm



Base frame H 15 cm



Angle frame H 17 cm



Trapezoidal frame H 22 cm



Frame H 20 / 45 cm

PRODUCT DETAILS

UPRIGHT / WALL-MOUNTED / FREESTANDING

11 HEIGHTS

25 / 37.5 / 50 / 62.5 / 75 / 87.5 / 100 / 112.5 / 125 / 187.5 / 225 cm (plus chosen base)

8 WIDTHS

20 / 40 / 60 / 80 / 100 / 120 / 140 / 160 cm

2 DEPTHS

36 / 48 cm

1 FRONT VERSION

Handleless

9 BASE VARIETIES¹

		Matt lacquer	High gloss	Veneer	Aluminium ³	Chrome ⁴	Plastic
Glide	H 2.5 cm						•
Base plate	H 3 cm	•	•	•			
Plinth	H 7 cm	•	•	•			
Corner leg ²	H 13 cm	•					
Runner	H 13 cm	•					
Base frame	H 15 cm	•	•		•	•	
Angle frame	H 17 cm	•	•		•	•	
Trapezoidal frame	H 22 cm	•	•		•	•	
Frame	H 20/45 cm	•	•		•		

1) All base varieties with height adjustment. 2) Only in P43 coal. 3) Aluminium is a color designation.
4) For chrome varieties, the frame is painted in chrome color.

3 VARIETIES

	Matt lacquer	High gloss ¹	Veneer
Box	•	•	•
Front handleless	•	•	•
Step Box top unit lacquered aluminium	•		
Twin drawer	•	•	•

1) Only outer side panels and edges, matt lacquered on the inside.

CABLE ROUTING

Rosette for feeding cables through back panel of box, standard or individually selectable positioning
Back panel cut-out, positioning and size are standard or individually selectable
Sickle-shaped cable opening in box top/bottom

ACCESSORIES

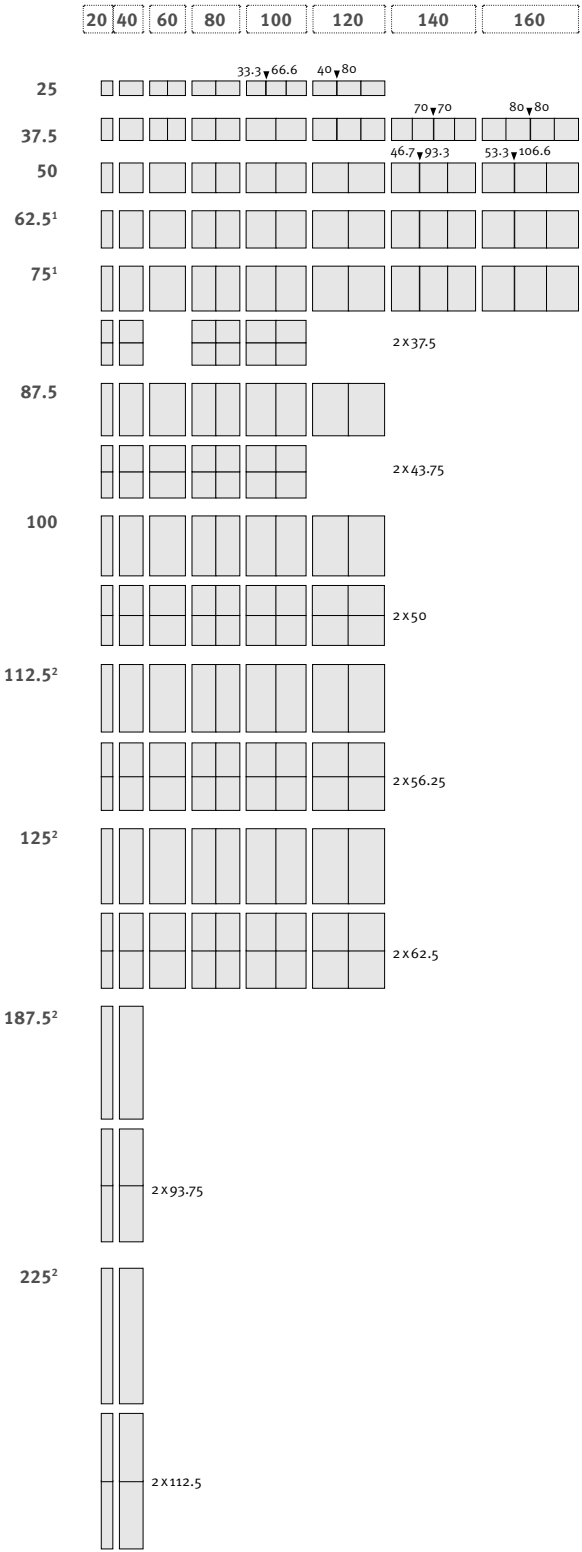
Shelf (optionally with cable routing)
Interior drawer behind door / in drawer / behind flap

CUSTOMIZED VERSION

Lacquer of your choice

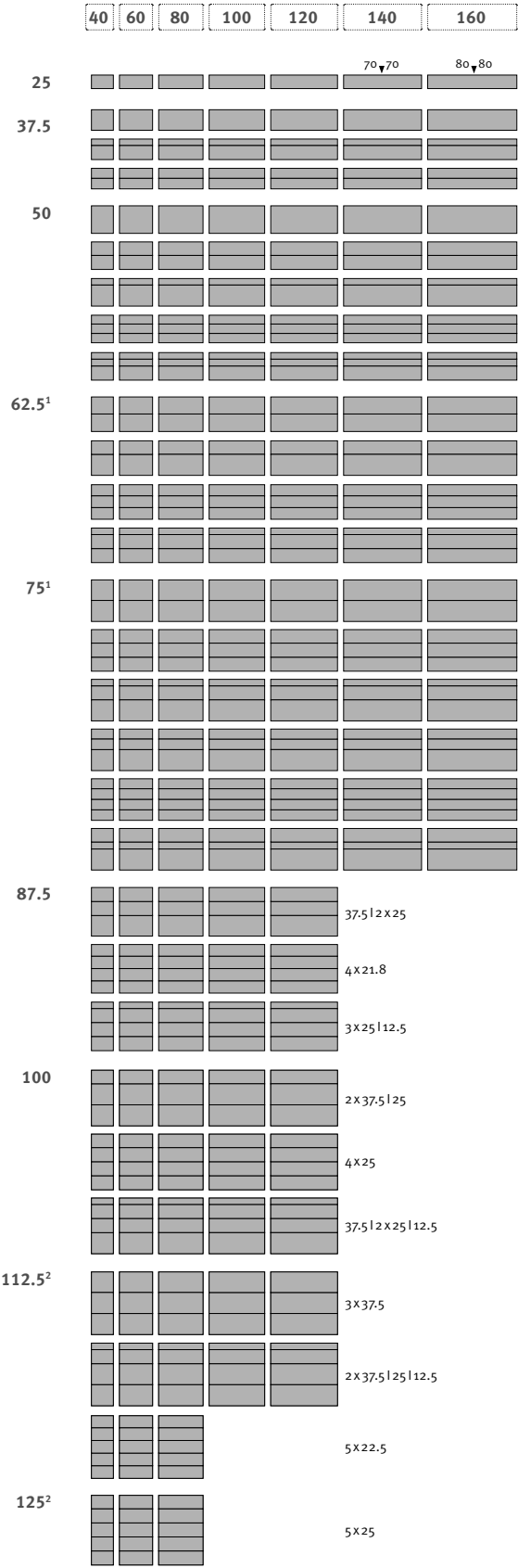
BOXES

DOOR



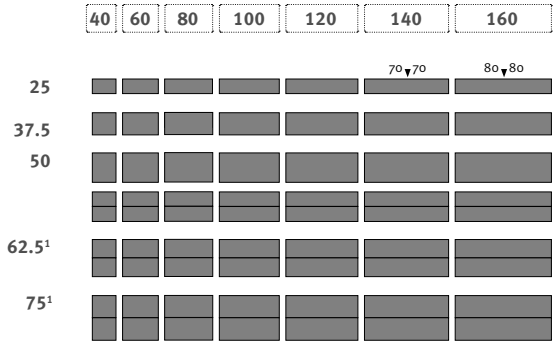
1) W 140 / 160 cm not suitable for wall-mounting.
2) Not suitable for wall-mounting.
Standard single door with doorstop on left.

DRAWER



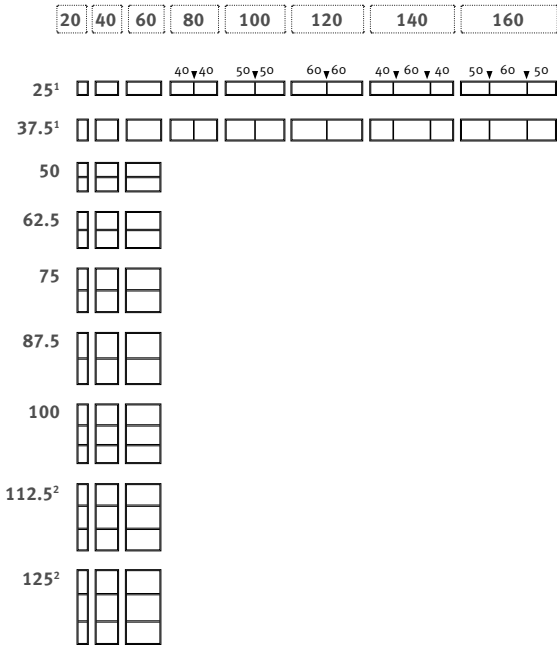
1) W 140 / 160 cm not suitable for wall-mounting.
2) Not suitable for wall-mounting.

FLAP



1) W 140 / 160 cm not suitable for wall-mounting. Flap opening at top
optionally available for H 25 / 37.5 cm from W 40 to W 120 cm.

OPEN



1) Optionally also available with centrally positioned shelf.
2) Not suitable for wall-mounting.
Adjustable shelf, TH o.8 cm.

BOXES

DOOR / DRAWER

40	60	80	100	120
----	----	----	-----	-----

75 ¹			40▼40	50▼50	60▼60	
						62.5 12.5
						50 25
87.5						25 50
						75 12.5
						62.5 25
100						25 62.5
						87.5 12.5
						75 25
112.5 ²						25 75
						50 2x25
						2x25 50
125 ²						43.75 12.5 43.75
						62.5 2x25
						2x25 62.5
125 ²						43.75 25 43.75
						75 2x25
						2x25 75
125 ²						50 25 50

1) W 140 / 160 cm not suitable for wall-mounting.
2) Not suitable for wall-mounting.
Standard single door with doorstop on left.

DRAWER / FLAP

40	60	80	100	120	140	160
----	----	----	-----	-----	-----	-----

37.5						70▼70	80▼80	
								25 12.5
50								12.5 25
								2x25
62.5 ¹								2x25
								2x31.25
75								2x31.25
								2x37.5
87.5								2x37.5
								2x25 37.5
100								2x31.25 37.5
								2x37.5
112.5 ²								3x37.5
								3x29.17 37.5
125 ²								

1) W 140 / 160 cm not suitable for wall-mounting.
2) Not suitable for wall-mounting.

DOOR / FLAP

40	60	80	100	120
----	----	----	-----	-----

75 ¹			40▼40	50▼50	60▼60	
						50 25
87.5						50 37.5
						62.5 37.5
100						75 37.5
						87.5 37.5
112.5 ²						
125 ²						

1) W 140 / 160 cm not suitable for wall-mounting.
2) Not suitable for wall-mounting.
Standard single door with doorstop on left.

DOOR / OPEN

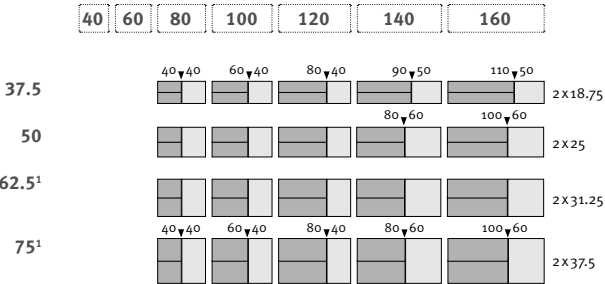
40	60	80	100	120
----	----	----	-----	-----

75			40▼40	50▼50		
						2x37.5
87.5					60▼60	
						2x43.75
100						2x50
						2x56.25
112.5 ¹						2x62.5
125 ¹						

1) Not suitable for wall-mounting.
Standard single door with doorstop on left.

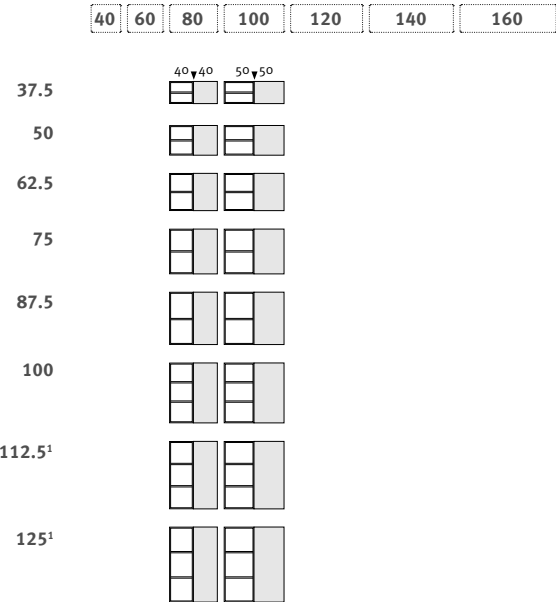
COMBINED BOXES

DRAWER / DOOR



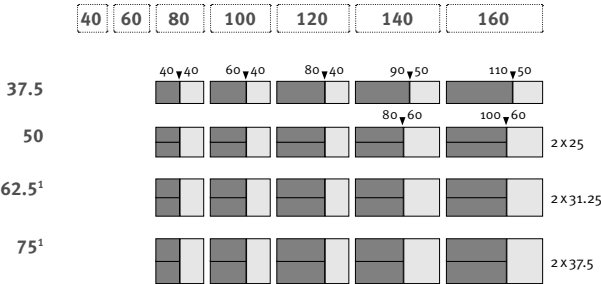
1) W 140 / 160 cm not suitable for wall-mounting.
2) Not suitable for wall-mounting.
Standard single door with doorstop on left. Adjoining fronts of the combination box can optionally be fitted left / right.

OPEN / DOOR



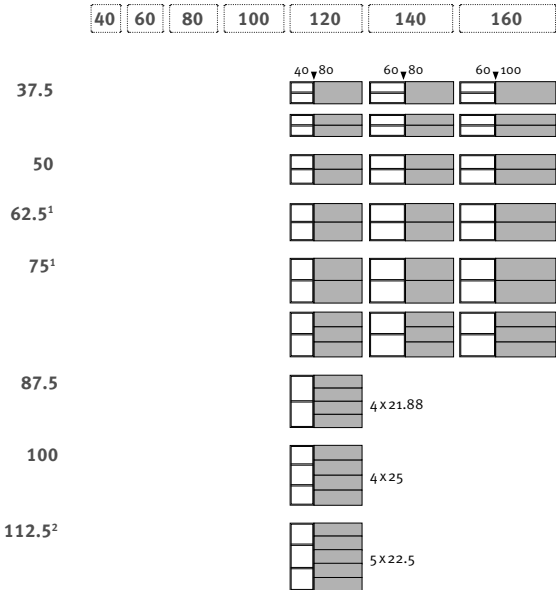
1) Not suitable for wall-mounting.
Standard single door with doorstop on left.
Adjoining fronts of the combination box can optionally be fitted left / right.
Open unit including adjustable shelf, TH 0.8 cm.

FLAP / DOOR



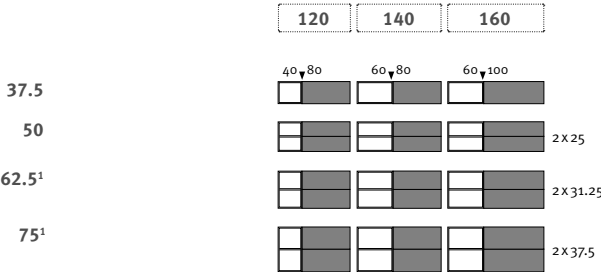
1) W 140 / 160 cm not suitable for wall-mounting.
2) Not suitable for wall-mounting.
Standard single door with doorstop on left. Adjoining fronts of the combination box can optionally be fitted left / right.

OPEN / DRAWER



1) W 140 / 160 cm not suitable for wall-mounting.
2) Not suitable for wall-mounting.
Adjoining fronts of the combination box can optionally be fitted left/right.
Open unit including adjustable shelf, TH 0.8 cm.

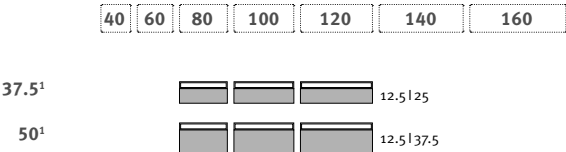
OPEN / FLAP



1) W 140 / 160 cm not suitable for wall-mounting.
Adjoining fronts of the combination box can optionally be fitted left/right.
Open unit including adjustable shelf, TH 0.8 cm.

MEDIA-BOX

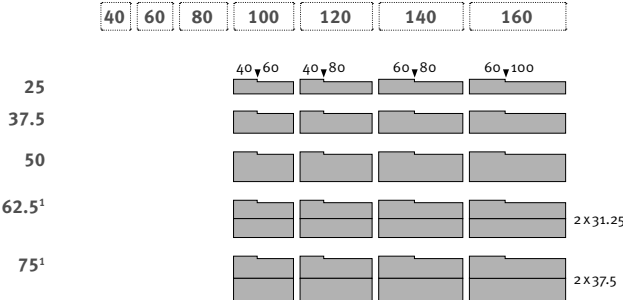
DRAWER



1) Not suitable for wall-mounting.
Including cable routing.

STEP-BOX

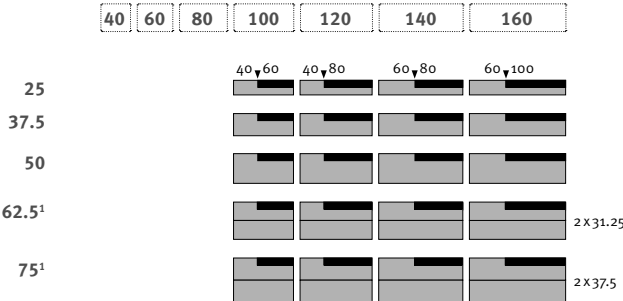
DRAWER



1) W 140 / 160 cm not suitable for wall-mounting.
Overlay separately available in all matt lacquer colors.
„Step“ H 4 cm – optionally possible left / right.

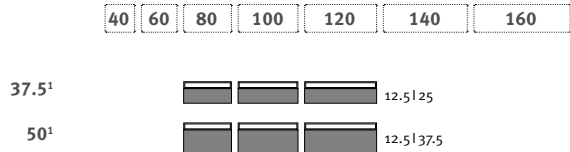
TWIN-BOX

DRAWER



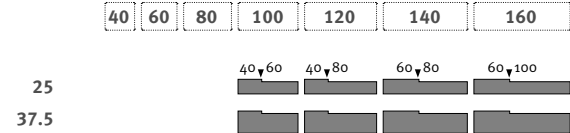
1) W 140 / 160 cm not suitable for wall-mounting.
„Twin“ H 12.5 cm – optionally possible left / right.

FLAP



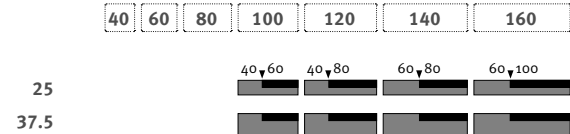
1) Not suitable for wall-mounting.
Including cable routing.

FLAP



Overlay separately available in all matt lacquer colors.
„Step“ H 4 cm – optionally possible left / right.

FLAP





„Twin“ H 12.5 cm – optionally possible left / right.

Nex Glamour – Glamour meets simplicity.

Glamour “reflects” the combination of two worlds and creates a link between minimalist contemporary clarity and a bygone era of traditional glass and mirror art. This leads to enchanting furniture which juxtaposes glamour and simplicity, with each individual piece being unique and unmistakable. No surface resembles any other as each glass front is meticulously designed and crafted by hand, resulting in a piece of furniture which leaves a particularly luxurious impression. We produce Glamour in various pre-defined versions, available with higher and lower heights and in four striking colors.









PRODUCT DETAILS

UPRIGHT / WALL-MOUNTED / FREESTANDING

5 HEIGHTS
24 / 47 / 70 / 93 / 115 cm (plus base varieties)

4 WIDTHS
80 / 110 / 160 / 220 cm

2 DEPTHS
36 / 48 cm

1 FRONT VERSION
Handleless

4 BASE VARIETIES¹

	Matt lacquer	High gloss	Aluminium ²	Chrome ³	Plastic
Glide					•
Base frame	•	•	•	•	
Angle frame	•	•	•	•	
Trapezoidal frame	•	•	•	•	

1) All base varieties with height adjustment. 2) Aluminium is a color designation.
3) For chrome varieties, the frame is painted in chrome color.

4 VARIETIES

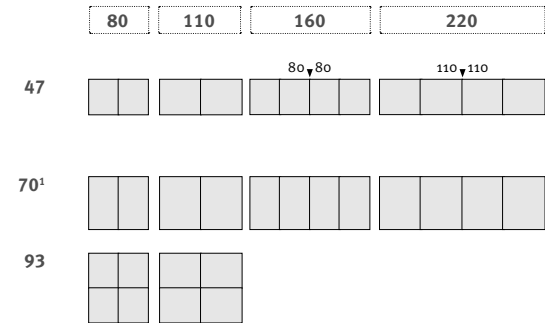
	Matt lacquer	High gloss ¹	Veneer	Mirror
Box	•	•	•	
Front handleless				•

1) Only outer side panels and edges, matt lacquered on the inside.

ACCESSORIES
Shelf
Interior drawer behind door

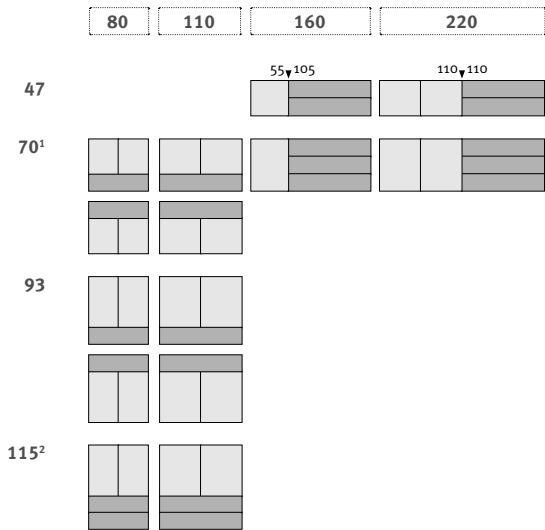
ACCESSORIES VERSION
Lacquer of your choice

DOOR



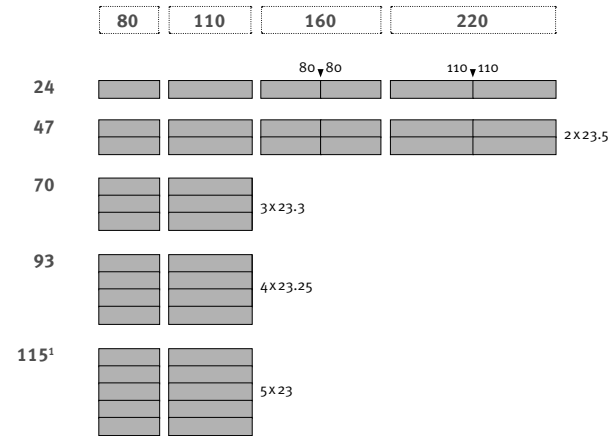
1) W 160 / 220 cm not suitable for wall-mounting.
All boxes incl. 1 shelf per double door.

DOOR / DRAWER



1) W 160 / 220 cm not suitable for wall-mounting.
2) W 80 / 110 cm not suitable for wall-mounting.
Adjoining fronts can optionally be fitted left / right.
All boxes incl. 1 shelf per single or double door.

DRAWER



1) W 80 / 110 cm not suitable for wall-mounting.

Nex wardrobe – Finesse doubling as storage space.

Nex wardrobe is a classic wardrobe that stands out for its very fine exteriors, respectively shadow gaps. The fine shadow gaps between the front elements and the perfect way of making, make the closet a particularly aesthetic object – in the dressing room or bedroom. The fronts are available in matt lacquer or high gloss and in all colors, as well as the fine angular handles or ledge handles.







You may choose the furniture without handles and thus achieve a particularly calm joint pattern. Or you can set subtle accents: Because you have the choice of two handle variants (ledge and angle), which are available in all matt and high gloss lacquers.



Shelves, interior drawers, pull-out shelves, clothes rail, clothing lift, mirror and lighting elements are available for the interior. Of course, there are numerous material, color and design variants for all program features.



DETAILS



Inside lighting



Clothing lift



Interior drawer



Ledge handle



Angular handle



Handleless

PRODUCT DETAILS

UPRIGHT

3 HEIGHTS
237.5 / 250 / 262.5 cm (Wardrobe height plus base plate 3 cm, plus cover panel 0.5 / 1 cm)

4 WIDTHS
40 / 50 / 80 / 100 cm (Wardrobe width is calculated from element width plus exteriors each 0.5 / 1 cm)

1 DEPTH
62 cm

3 FRONT VERSIONS
Handleless / Ledge handle / Angular handle

4 VARIETIES

	Matt lacquer	High gloss	Veneer	Parsol glass ³
Wardrobe element	•			
Door	•	•	•	•
Drawer	•	•	•	
Open compartment	•	•	•	
Ledge handle ¹	•	•		
Angular handle ¹	•	•		
Exterior	•	•	•	
Cover plate ²	•	•	•	
Base plate	•	•	•	

1) Colour and finish different possible to the front. 2) Alternative: Visible edges high gloss.
3) Only PG01 grey.

ACCESSORIES

- Shelf
- Shelf with clothes rail
- Clothes rail to be installed under base
- Pull-out shelf behind door
- Interior drawer behind door
- Interior lighting by LED strip throughout the sides
- Clothing lift
- Mirror

BUILT-IN OPTIONS

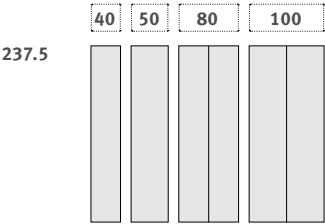
- Side panels
- Upper panels
- Corner panel
- Slanted sides
- Slanted towards the back

CUSTOMIZED VERSION


- Reducing height
- Reducing width
- Reducing depth
- Lacquer of your choice

FRONT ELEMENTS OPTIONALLY HANDLELESS / LEDGE HANDLE / ANGULAR HANDLE

DOOR / GLASS DOOR

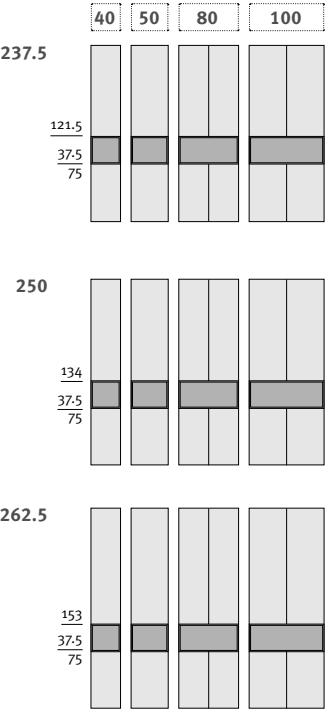


DOOR + DRAWER

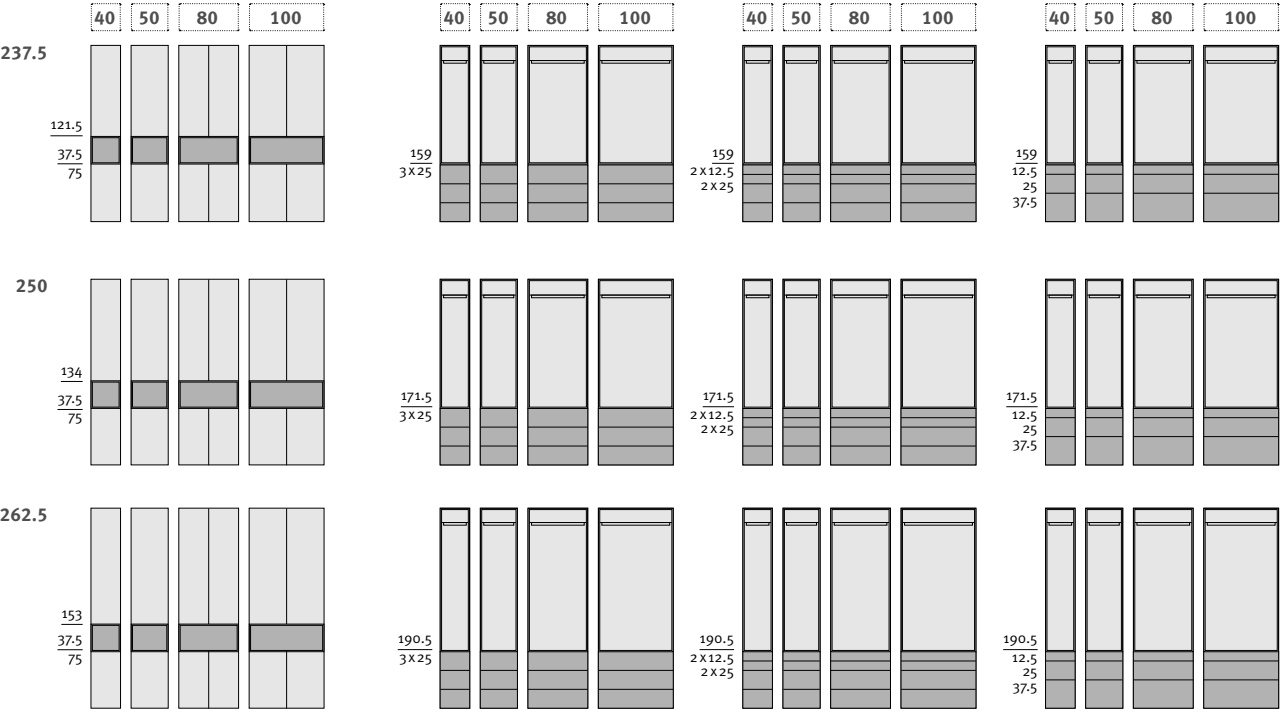


Doorstop left /right for single doors has to be indicated.

DOOR / OPEN



OPEN + DRAWER



Doorstop left /right for single doors has to be indicated.

Nex shelf – The ease of beauty.

Lightness, elegance and finesse were also the attributes which guided us in designing Nex shelf – right down to the last detail. The Nex shelf includes elements which were defined by our designers. Align open elements and ones with a specifically designed front – drawers and doors – to suit your own taste, while taking practical considerations into account. Nex shelf comes in two depths, with five height elements and four width elements.



There is a height-adjustable shelf behind every door. The choice of doorstep is also up to you. With colored, lacquered inserts, surfaces can be particularly showcased.



Do you perhaps need compartments with greater heights to accommodate large-format picture books or a formidable vase? Then we recommend an element designed as an open compartment. It extends across two compartment heights and is the ideal way to provide beautiful items with the space they require.





Fascinating compositions result when you use a combination of shelves with various widths as well as open and closed elements.



DETAILS



Shelf behind door



Open compartment over two levels



Coloured lacquered insert



Drawer with push-pull



Height adjustment

PRODUCT DETAILS

5 HEIGHTS UPRIGHT
211.5 / 224 / 237.5 / 250 / 276.5 cm (total height incl. base plate))

4 WIDTHS
30 / 50 / 70 / 90 cm

2 DEPTHS
28 / 36 cm

3 VARIETIES

	Matt lacquer	High gloss	Veneer
Shelf unit	•		
Drawer	•	•	•
Door	•	•	•
Wardrobe	•	•	•
Slide-in unit¹	•		

1) Sides steel powder-coated, back panel MDF lacquered.

ACCESSORIES

Shelf
Interior drawer behind door / wardrobe
Pull-out shelf behind door / wardrobe

CUSTOMIZED VERSION

Reducing height only in the upper grid
Corner panel
Lacquer of your choice

SHELVES

	OPEN				OPEN COMP. UP / BELOW				DRAWER 1-FOLD				DRAWER 2-FOLD				DOOR¹ UP			DOOR¹ BELOW			WARDROBE²		
	30	50	70	90	30	50	30	50	30	50	70	90	30	50	70	90	30	50	70	30	50	70	30	50	70
211.5																									
224																									
237.5																									
250																									
276.5																									

1) Pre-assembled doorstop pivoted. Incl. 1 adjustable shelf. Upper door = 2 file heights, lower door = 1 file height.
2) Doorstop W 30 / 50 cm left or right side, W 70 with double door. Incl. 5 shelves, 4 adjustable.

SLIDE-IN UNIT

	30	50	70	90
25				
37.5				
62.5				
75				

Flex – Exciting principle of order which reveals itself in the form of rhythm.

Flex offers the ideal frame for those wishing to compose their own individual and aesthetic principle of order. That's why Flex provides finished shelves with a fixed partition – which you can use and combine as you please. Alternate the various shelf elements and add other prepared elements to establish an exciting basic structure which you can use creatively.



The result is an extraordinary look with rhythmically divided fronts, a look which remains fascinating even after years have gone by.



The boxes are fixed inserts in the shelf. Boxes can protrude out of the shelf to two different degrees. Boxes which are flush with the front always take up two-thirds of the shelf width. Distinctive: the joint between the shelf elements.



Flex is also available in discreet heights: The shelf elements at a height starting from 76 cm.



Combined with also full-length doors, Flex offers many possibilities for storage space. The handleless fronts open with a light tap.



A media solution with an overlaid TV insert in two versions or an office desk element with integrated connections completes the program.





Shelf elements



Shelf insert protruding



Inner box flush with front



TV element with Hi-Fi insert



Office desk

PRODUCT DETAILS

6 HEIGHTS UPRIGHT
76 / 116 / 146 / 186 / 216 / 256 cm (total height incl. base plate)

3 BREITEN
40 / 60 / 90 cm (TV element widths 90 / 100 / 110 / 120 cm)

2 DEPTHS
28 / 36 cm

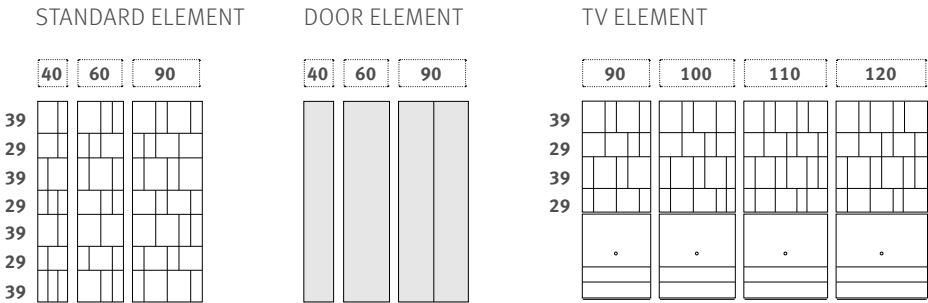
2 VARIETIES

	Matt lacquer	High gloss
Standard element	•	
Door element	•	
TV element	•	
Door	•	•
Drawer	•	•
Flap	•	•
Open	•	•
Interior box	•	•
Hifi insert	•	•
Office desk	•	

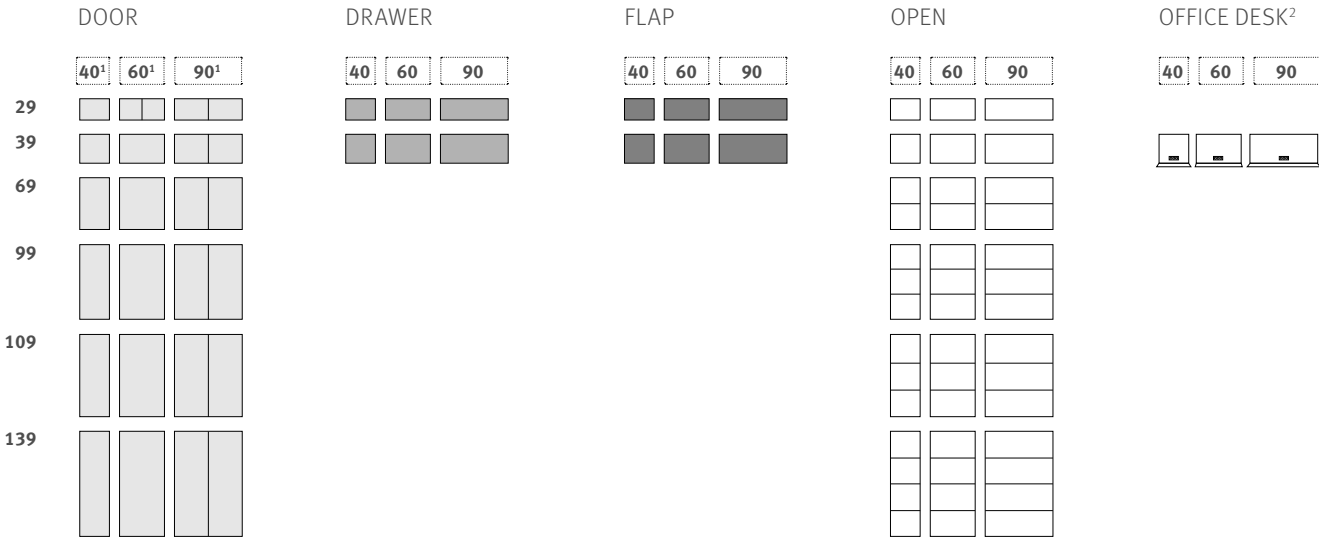
- ACCESSORIES
- Shelf
 - Shelf for open element
 - Interior drawer behind door
 - Interior drawer in drawer
 - Cable opening
 - Cable ducts
 - Back wall cut-out

- CUSTOMIZED VERSION
- Reducing height
 - Reducing depth
 - Corner panel
 - Lacquer of your choice

ELEMENTS

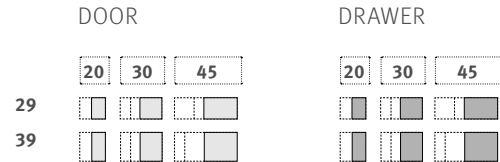


INSERT PROTRUDING



Inserts can be selected individually for standard elements. Depth 40.5 / 48.5 cm.
1) Doors W 40 / 60 cm are single doors, doorstop can be chosen. Double doors with a total width of 90 cm are divided symmetrically.
2) Supernatant desktop 24 cm.

INTERIOR BOX



Interior boxes are flush and occupy 2/3 of the compartment width. Pre-assembled doorstop right, box pivoted.

HIFI INSERT FOR TV ELEMENT



Link – Simply Design.

Most of our work spaces have an open design. The fewer walls there are, the more structuring elements we need. This is made possible by Link, the storage programme from Piure designed for use anywhere. Even in these digital times, we still need storage space. Including the option of locking things up tight. Link is so aesthetically appealing that one almost forgets how useful it is.



This modular system allows for two to five file heights for all kinds of combinations, and excels with its fine design and elegant reserve. Drawers, flaps, doors and open compartments are available as front variations.



The various element heights make Link a shelving and cupboard system which adapts uniquely to suit the desired application area. Each shelf element has room for eight files. So you can fit 40 files behind the tallest door combination. Two or three front variants are available, handleless or with handle because the handle variant can also be chosen lockable for all fronts.





For beautiful storage of your technical devices, we offer an equipment element measuring 60 cm in depth and 75 cm or 112.5 in height. The element comes with a perforated back wall for adequate equipment ventilation. Further elements with heights of 75 cm and 112.5 cm are also available with a depth of 60 cm so that the element doesn't have to stand on its own. These elements can also be fitted with perforated back walls.



DETAILS




Roll container



Roll container



Handle with lock



Insulated back wall



Hanging file insert



Clothes rail



Glide



Roll

PRODUCT DETAILS

UPRIGHT / FREESTANDING

4 HEIGHTS / 5 FILE HEIGHTS
75 / 112.5 / 150 / 187.5 cm (plus glide)

1 WIDTH
80 cm

2 DEPTHS
40 / 60 cm

3 FRONT VERSIONS
Handleless / Handle / Handle with lock

1 BASE VARIETIE ¹

		Matt lacquer	Veneer	Plastic
Glide	H 2.5 cm			•
1) With height adjustment.				

3 VARIETIES

	Matt lacquer	Textured-finish lacquer	Veneer
Element	•	•	•
Front	•	•	•
Equipment element	•	•	
Roll container	•	•	

CABLE ROUTING

Rosette for feeding cables through back panel of element, standard or individually selectable positioning
Back panel cut-out, positioning and size are standard or individually selectable
Cutout element shelf (top/bottom)

ACCESSORIES

Shelf (optionally with cable routing)
Shelf with clothes rail or single clothes rail
Interior drawer behind door / in drawer / behind flap
Hanging file behind door / in drawer / behind flap
Lock

CUSTOMIZED VERSION

Lacquer of your choice

ELEMENTS W 80 OPTIONALLY HANDLELESS / HANDLE / HANDLE WITH LOCK

	OPEN	DOOR	FLAP	DRAWER	FLAP DOOR	FLAP DRAWER	
75 ¹							
112.5 ¹							
150 ²							
187.5 ²							

1) D 40 / 60 cm
2) D 40 cm

EQUIPMENT ELEMENT W 80

	OPEN FLAP
75 ¹	
112.5 ¹	
1) D 60 cm	

ROLL CONTAINER W 45

	3 / 2-FOLD DRAWER
50 ¹	
1) D 60 cm	

Colors and materials.

















Discover our carefully selected and matched range of colors in matt lacquer, high gloss, lacquered Optiwhite glass and textured lacquer. Special colors are available upon request. Fine wood veneers as well as mirrors and stone ceramics complete the range.



MATT LACQUER (P), HIGH GLOSS (H), LACQUERED OPTIWHITE GLASS (G) AND TEXTURED-FINISH LACQUER (PU)

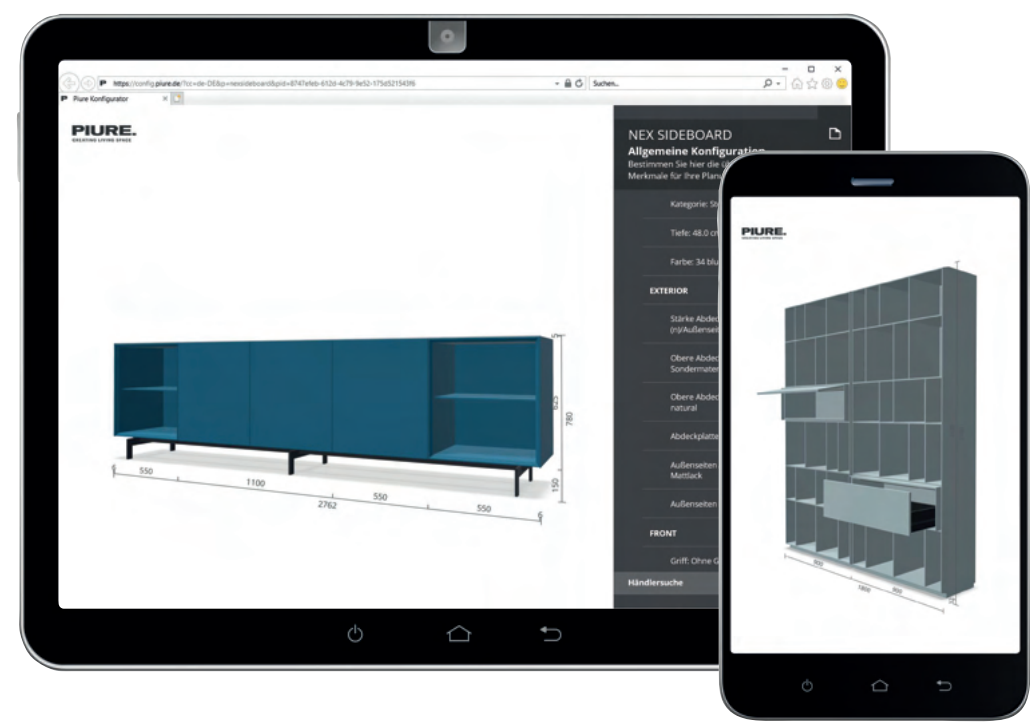
		
01 White	29 Gold	33 Acqua
		
10 Powder	46 Hazel	34 Blu
		
20 Light grey	47 Blush	50 Navy
		
23 Silk	40 Rosewood	51 Cool grey
		
19 Desert	41 English red	25 Blue grey
		
11 Earth	15 Purple red	44 Graphite
		
24 Nougat	35 Green	39 Anthracite
		
45 Taupe	48 Mint	13 Black
		
17 Coffee	49 Sage	43 Coal

VENEER (E/N), STONE CERAMIC (ST), MIRROR (MI) AND PARSOL GLASS (PG)

		
E06 Oak white	E07 Oak light grey	E04 Oak black
		
E01 Oak light	E02 Oak grey	N01 Walnut
		
E05 Oak sand	E03 Oak dark	
		
ST03 Natural	ST01 Grey	ST02 Nero
		
MI01 Fucile	MI03 Baleno	
		
MI02 Luna	MI04 Golden	PG01 Grey

Infinite possibilities – Virtual Reality with Piure.

All product variations and perspectives can be explored with our 3D configurators without delay and in real time. Color and design options can be changed at the click of a mouse. Your furniture design can be rotated as you wish, the fronts can be opened and you can try out our wide range of interior design options. You will receive an integrated price calculation and your individual configuration protocol in order to plan your desired furniture in detail and finally with your furnishing house. It has never been easier to make conscious and safe decisions regarding your dream furniture.



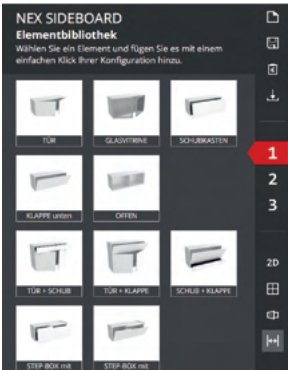
piure.de/en/konfigurator



CREATE YOUR DESIRED FURNITURE USING THREE SIMPLE CONFIGURATION STEPS:

1

ELEMENTARY LIBRARY
Select an element and add it to your configuration with one click.



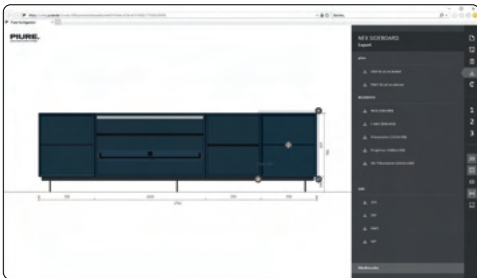
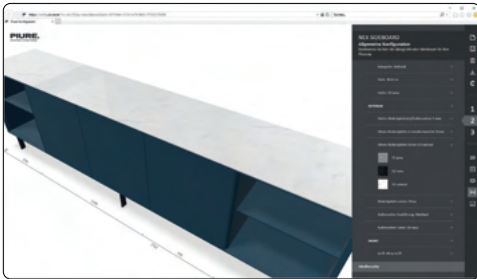
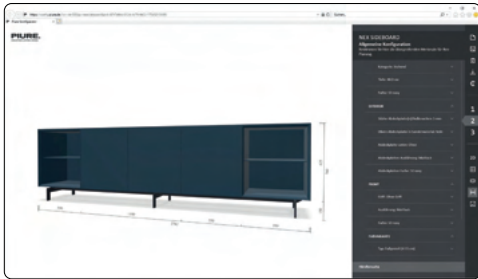
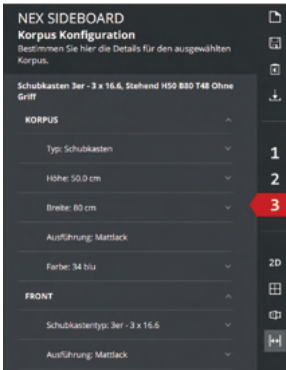
2

GENERAL CONFIGURATION
Determine the overarching characteristics for your planning here.



3

DETAIL CONFIGURATION
Define here the characteristics for the selected element (carcass, back panel, ...).



Nex Pur – Quick Ship.

Nex Pur is the fast delivery program of Piure, luxurious and with a fine interplay of lines. This affordable range arrives at your doorstep within two weeks. The system opens up many beautiful opportunities. All of the boxes, shelving systems and wardrobes are available in various lengths and widths, which you can combine to suit your individual wishes. Request the product brochure free of charge via info@piure.de.



Nex Pur Box



Nex Pur Shelf



Nex Pur Cabinet

Piure GmbH
Frohschammerstr. 6
80807 Munich

Fon: +49 89 309066 0
Fax: +49 89 309066 20
info@piure.de
www.piure.de

All information about the products in this catalogue were correct at the time of going to press. All color reproductions serve as a guide only and are not reference patterns. Sizes that are listed in the pricelist are nominal sizes and no real measurements of production. Differing measures and finishes are subject to modification to a reasonable limit. Changes that are due to improvement of quality and design do not require advance notice. Piure recommends that you buy your products exclusively from authorized retailers who are in a position to provide you with expert advice and planning as well as superior sales service.

